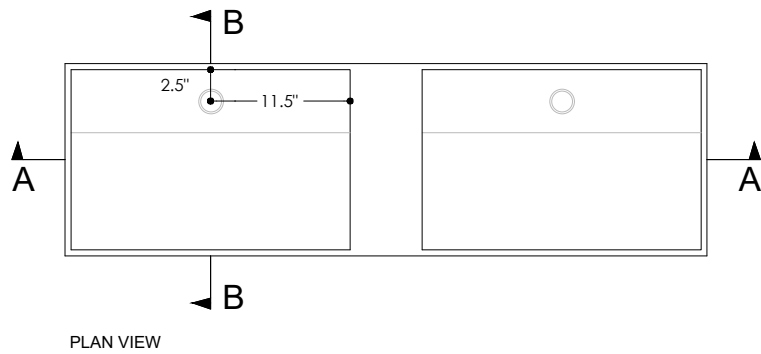
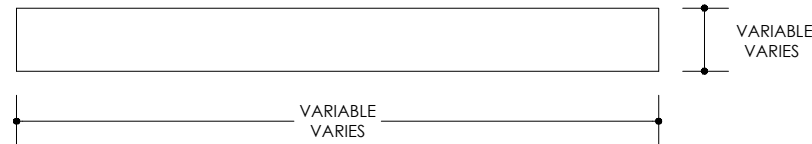


# VITALITY DOUBLE

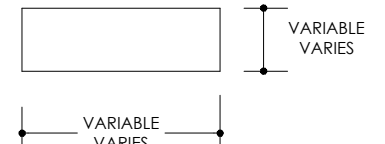
CYGNE LINE



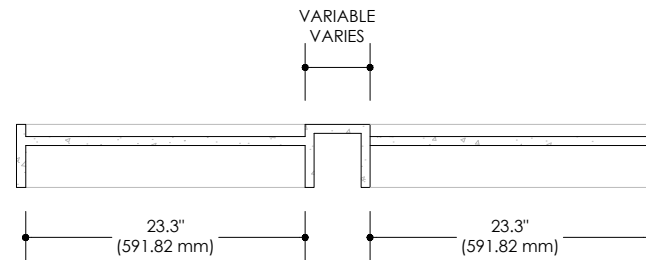
PLAN VIEW



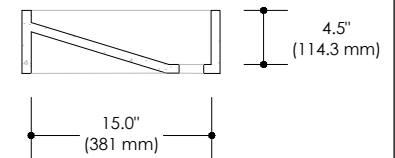
FRONT VIEW



SIDE VIEW



SECTION A



SECTION B

## NOTES AND SPECIFICATIONS

Due to the intrinsic properties of concrete and the involved artisanal process, variations in color and pattern of the final product are to be expected.

Cygne Béton takes no responsibility for any dimensions taken by scaling directly on this drawing.

The dimensions of the cavities are unchangeable. Only the countertop section can be customized. A height of 5" min is necessary to rest on a vanity

Dimensions are specified in inches (") and in millimeters (mm)

The drain opening is standard and compatible with 1 3/4" piping

All our sinks and basins are designed without an overflow

## CAVITY DIMENSIONS

L 23.3" (591.82 mm)	CODE	SKU000125
W 15" (381 mm)	WEIGHT	N/A
H 4.5" (114.3 mm)	BRACKETS	NOT INCLUDED
	DRAWN BY	MPR
	TOLERANCE	+/- 1/8" (3 mm)

**CYNE  
BETON**

1 888-500-2580  
www.cygnebeton.com  
RBQ-57233975-01  
info@cygnebeton.com