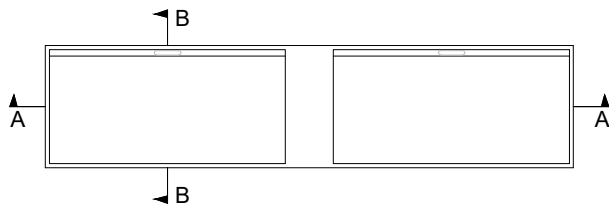
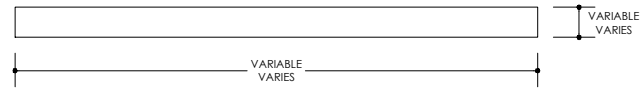


Ô DOUBLE

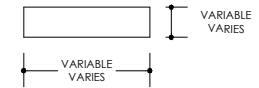
CYGNE LINE



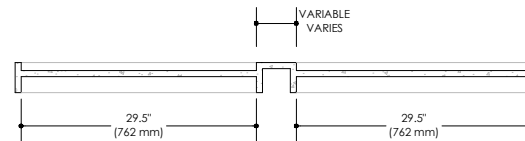
PLAN VIEW



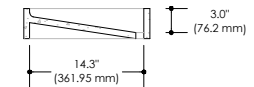
FRONT VIEW



SIDE VIEW



SECTION A



SECTION B

NOTES AND SPECIFICATIONS

Due to the intrinsic properties of concrete and the involved artisanal process, variations in color and pattern of the final product are to be expected.

Cygne Béton takes no responsibility for any dimensions taken by scaling directly on this drawing.

The dimensions of the cavities are unchangeable. Only the countertop section can be customized. A height of 5" min is necessary to rest on a vanity

Dimensions are specified in inches (") and in millimeters (mm)

The drain opening is not standard but is compatible with 1 3/4" piping

All our sinks and basins are designed without an overflow

CAVITY DIMENSIONS

L 16" (406.4 mm) W 14.25" (361.95 mm) H 3" (76.2 mm)	CODE	SKU000127
	WEIGHT	N/A
	BRACKETS	NOT INCLUDED
	DRAWN BY	MPR
	TOLERANCE	+/- 1/8" (3 mm)

CYGNE
BETON

1 888-500-2580
www.cygnebeton.com
RBQ-57233975-01
info@cygnebeton.com